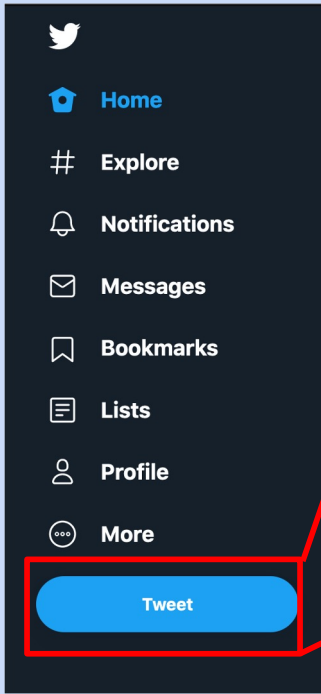


# #AnimBehav2023 Twitter Conference: A Visual Explainer for Presenters

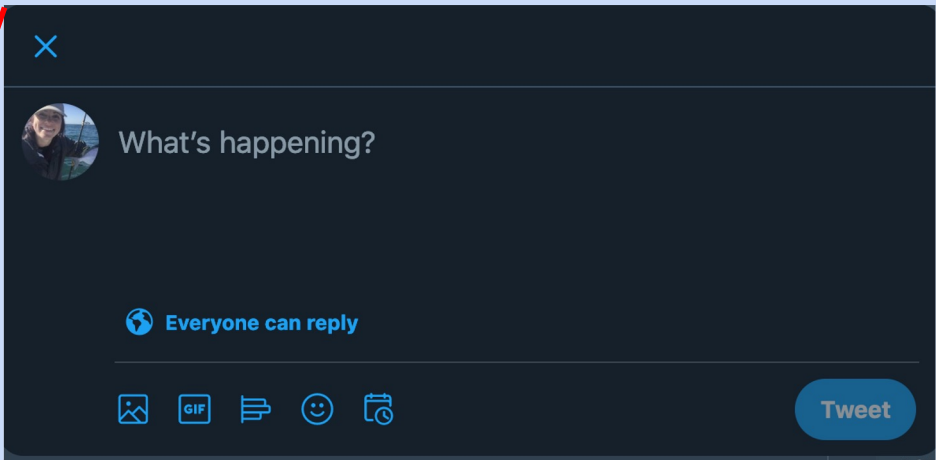
## Presenting From Your Computer

**Pro Tip: Create your thread at least 30 minutes before your scheduled time so you are ready when it is time to Tweet your presentation!**

1. From your web browser, go to [Twitter.com/home](https://twitter.com/home) and log in.
2. To start a Twitter thread, click the “Tweet” button on the lower left side of your home page.

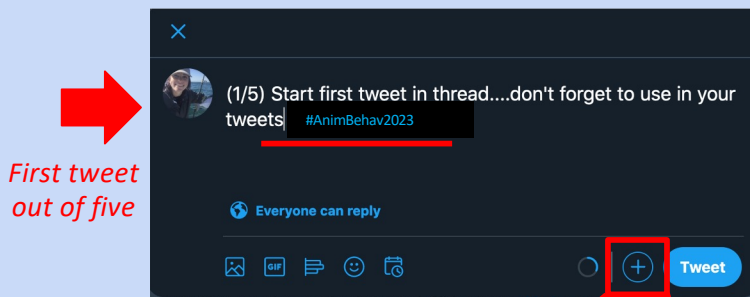


**Click here!**



## #AnimBehav2023 Twitter Conference: A Visual Explainer for Presenters

2. You are now ready to create your Twitter thread! For each tweet, remember to indicate which tweet is it in the thread (e.g., 1/5). Also don't forget to add the #AnimBehav2023 hashtag in each thread in each thread.

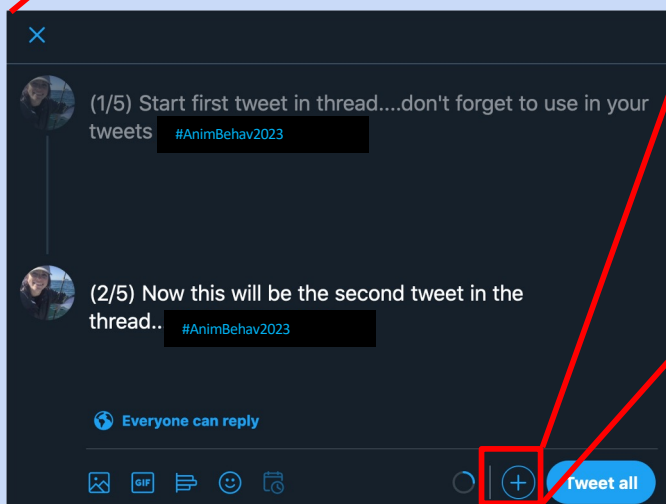


*First tweet out of five*

Click on the "plus" sign to add another tweet to the thread!

*Click here!*

Now you are ready to work on the second tweet in your thread.

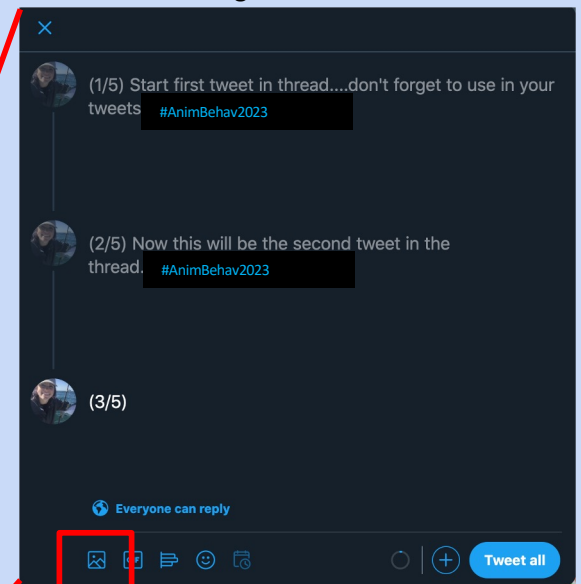


Click on the "plus" sign to add another thread to the tweet.

*Click here!*

3. Continue adding threads until you have completed your presentation

Want to add a picture to one of the threads? Click on the image icon

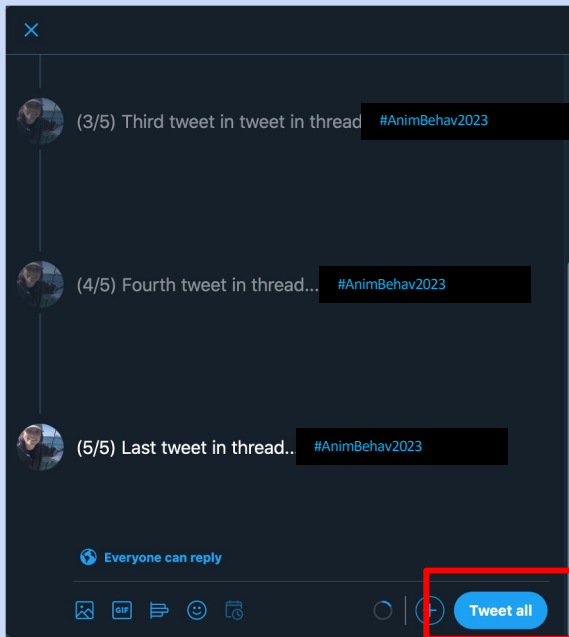


*Click here to add an image or file to your tweet!*



## #AnimBehav2023 Twitter Conference: A Visual Explainer for Presenters

4. When you have completed your thread, at your scheduled time hit “Tweet All” to tweet your presentation.



Click here!

5. The Twitter audience may start asking questions! On the last tweet of your thread, look at the number next to the “chat bubble” icon to view audience members’ responses to your tweet



1 question

To view the question, click on the general area of the last tweet and the questions will appear below. To view a specific question click on the general area of that question.

6. To reply to a question click the “chat bubble icon” associated with the tweet question! Type your response and click “reply”



For additional help on how to view and respond to questions, see steps 4-9 in “Asking Questions and Viewing Answers” pdf located on the “Attendance Guidance” webpage.

#AnimBehav2023

